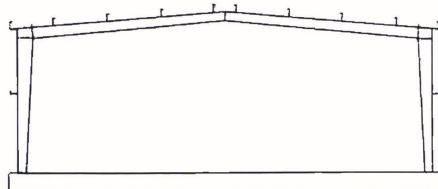


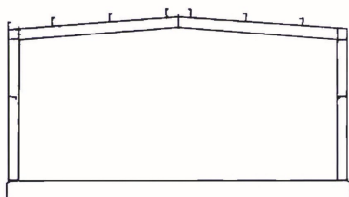
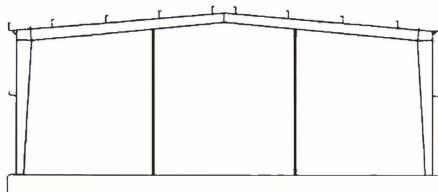
TAPERED COLUMN BY-PASS GIRTS

Tapered columns and rafters are utilized, resulting in an economical frame capable of expansion as our client's space requirement increases in the future.



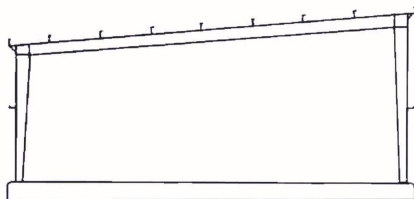
TAPERED COLUMN MODULAR BY-PASS GIRT

Similar to the unit above except this unit utilizes interior columns resulting in a more economical frame which provides additional cost savings. Interior columns are located proportional to the building width but can be adjusted to fit any building use.



STRAIGHT COLUMN FLUSH GIRTS

The main advantage of this system is its interior clearance which provides more usable work space. This system also simplifies design and installation of the builders interior finish materials.

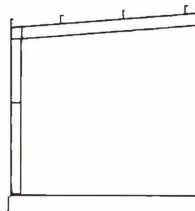


SINGLE SLOPE

This system ranges from 20' - 60' using straight columns with flush girts and ranges from 60' - 100' using tapered columns with by-pass girts, interior columns may be used on the larger units for economical reasons.

LEAN-TO

This system offers an excellent alternative to expansion needs. This system can be added either at or below eave height and to either new or existing buildings.



ADEL STEEL BUILDINGS

"The First Choice in Steel Buildings"

Motel • Hotel • Retrofit Roof Systems

- STRIP MALLS
- WAREHOUSES
- CHURCHES
- AIRCRAFT HANGARS
- MINI WAREHOUSES
- RETAIL CENTERS
- HOTELS
- RETROFITS



600 South Elm Street • Adel, GA 31620
800-354-7605 • 229-896-2263 • Fax 229-896-4658
www.adelsteel.com

MULTI-PURPOSE

- AGRICULTURAL • MINI STORAGES
- BARNs • LODGES
- OFFICE BLDGS. • WAREHOUSES



- INTERIORS • EXTERIORS • TRIM & GUTTERS • DOORS • WINDOWS
- PAINT (CHOICE OF COLORS)



HANGARS


STANDARD FRAME DESIGNS CRAFTED WITH MBS SOFTWARE

EXAMPLES OF SPECIALLY DESIGNED BUILDINGS



AGRICULTURAL • COMMERCIAL • INDUSTRIAL

RETRO FIT ROOFS



MINI STORAGES



WAREHOUSES



CHOOSE FROM A VARIETY OF
WAREHOUSE FLOORPLANS AND TYPICAL LAYOUTS